

INLAYS

DECORATIVE INSERT FLUSH WITH THE LAMINATE SURFACE

LUX INLAY OAK



inlay LUX 313



inlay LUX 312



inlay LUX 304



inlay LUX 303



inlay LUX 316

LUX INLAY BLACK



inlay LUX 213



inlay LUX 212



inlay LUX 204



inlay LUX 203



inlay LUX 216

LUX INLAY BRUSHED STEEL



inlay LUX 113



inlay LUX 112



inlay LUX 104



inlay LUX 103



inlay LUX 116



inlay LUX 314



inlay LUX 307




inlay LUX 309

Door frame OAK CPL 0,2 leaf WHITE ST CPL



inlay LUX 214



inlay LUX 207



inlay LUX 209

door frame: BLACK ST CPL door leaf: NATUR OAK PREMIUM



inlay LUX 315
door frame OAK CPL 0,2
door leaf WHITE ST CPL



inlay LUX 114



inlay LUX 107



inlay LUX 109

door frame and leaf: LIGHT-GREY ST CPL

INLAYS are located on both sides of the leaf and are flush with its surface.
The inlay width is 8 mm and 220 mm (LUX 315 inlay).

Available colours of the LUX INLAY:
brushed steel, black, oak (compatible with OAK CPL 0,2 and 0,7).

The presented INLAYS can be optionally used in the following models against an additional charge:

- UNO PREMIUM laminate
- ALTAMURA 1
- FORTECA RC2 & RC3
- HERSE SET 32 dB
- HERSE SET AKUSTIC 39 dB
- LEDA EI30, EI60
- HYPERION EI30 RC2



UNO PREMIUM

REBATED, NON-REBATED AND REVERSE INTERIOR DOORS



UNO PREMIUM inlay 313, door-leaf with WHITE PREMIUM laminate, door-frame laminate OAK CPL, LUNA PREMIUM handle round, black matt

Presented model: UNO PREMIUM with WALNUT PREMIUM laminate and a CUBE handle



Presented model: UNO PREMIUM in OAK PREMIUM finish with CUBE handle



Presented model: UNO PREMIUM with NATUR OAK PREMIUM laminate and a CUBE handle



CONSTRUCTION

- rebated, non-rebated or reverse door leaf
- internal timber stile (sides and top, bottom -MDF) covered with two HDF boards
- stabilizing "honeycomb" filling
- solid core filling, against an additional charge
- optionally, against an additional charge, upper panels extending the frame - page 134

NEW

FINISHING

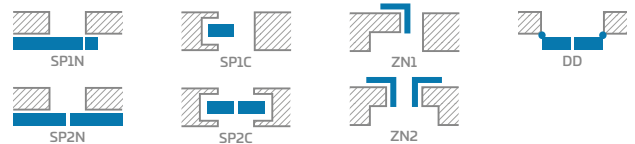
- HDF board with PREMIUM laminate
- door leaf edge made in standard rebated or non-rebated technology
- the edge laminated in the same colour as the door leaf surface or, optionally, in plain black (the decor options include transverse larch with a black edge with a horizontal structure)
- inserts (inlay) colour: brushed steel, black and OAK CPL with a width of 8 mm or 200 mm (LUX inlay315) flush with the leaf, on both sides of the leaf

HARDWARE

- three pin mortise hinges in a rebated door leaf
- three concealed hinges in the non-adjacent leaf and two hinges in the reverse leaf in silver (black against an extra charge); hinges are supplied and priced with the door frame
- bolt lock in the rebate leaf and a magnetic lock in the non-rebate and reverse leaf: with a key, thumb turn cylinder, economy or with silver, with a blockade; optionally, against an extra charge, a black magnetic lock

NEW

AVAILABLE SOLUTIONS (pp. 135-143)



ADDITIONAL CHARGES

reverse door leaf **NEW**

solid core filling

door closer reinforcement

arm door closer (silver, black, white, brown)

additional bottom bar (can be cut by customer up to max 8 cm)

round and square metal sleeves (4 pcs);
brushed nickel or patina finish, white and black

plastic woodgrain sleeves (4 pcs)

ventilation door cut or grille

"100" rebated and non-rebated door leaf

"110" rebated and non-rebated door leaf

drop-down gasket ²⁾

metal hinge casings in the rebated door leaf (brushed nickel, patina, polished chrome, polished brass, white and black)

stainless steel porthole: "chrome" polished or "satine" brushed; frosted decormat glass, non-tinted glass; porthole ID 235 mm external 350 mm)


black door leaf edge finish

can be replaced with a black magnetic lock for non-rebated and reverse leaves

magnetic stop (buffer) ²⁾ **NEW**
(available in six colours p. 132)

LUX inlay; available versions p. 80-81

PREMIUM



AVAILABLE DOOR LEAF WIDTHS

60 70 80 90 100 110

EDGE FINISH TYPES




¹⁾ plain white laminate imitating a painted surface

²⁾ the stop prevents application of a drop-down gasket and vice versa



BALDUR

REBATED, NON-REBATED AND REVERSE INTERIOR DOORS



BALDUR 1, leaf laminate BLACK ST CPL, frame laminate OAK NATUR PREMIUM, handle BELLA brass glossy




BALDUR 1



BALDUR 3

BALDUR 3, leaf laminate BLACK ST CPL, frame laminate OAK NATUR PREMIUM, handle BELLA brass glossy



CONSTRUCTION

- rebated, non-rebated or reverse door leaf
- internal timber stile (sides and top, bottom -MDF) covered with two HDF boards
- honeycomb stabilising filling or solid core filling against an additional charge
- optionally, against an additional charge, upper panels extending the frame - page 134

NEW

FINISHING

- HDF board in PREMIUM or CPL laminate
- leaf edge made in the standard rebated or non-rebated technology with CPL 0.2 laminates, laminated with the ABS edging, and in the same colour as the leaf only or; against an additional charge, with a standard black edge
- reverse door leaf only in with the STANDARD edge and with the GREKO, PREMIUM and ST CPL decors
- The edge laminated in the same colour as the door leaf surface or, optionally, in plain black (transverse larch, black edge with a transverse structure) black, partial edge finish (two vertical and a top one) and by the glass.
- door-leaf BALDUR 1 rebated and non-rebated only for the WHITE ST CPL decor made optionally in the soft technology (no visible longitudinal laminate joints)
- the BALDUR 1 sliding systems have a 17 mm high aluminium or black coloured profile in the lower part of the glass pane

NEW

HARDWARE

- two pin mortise hinges or three hinges (PREMIUM finish) in a rebated door leaf
- three concealed hinges in the non-adjacent leaf and two hinges in the reverse leaf in silver (black against an extra charge); hinges are supplied and priced with the door frame
- a deadbolt lock in the rebated door leaf and a key-locked magnetic lock in the non-rebated and reverse door leaves, thumb turn cylinder, economy or silver with a blockade or, optionally, against an additional charge, a black magnetic lock

NEW

NEW

GLAZING

- BALDUR 1, 3: 8 mm tempered frosted glass or VSG/ESG 441 safety glass, frosted or black

NEW

AVAILABLE DOOR LEAF WIDTHS

60 70 80 90 100

ADDITIONAL CHARGES

reverse door leaf **NEW**
(not available with CPL 0.2 finishing and for Baldur 1 with 'SOFT' edge)

solid core filling

ventilation cut

"100" rebated and non-rebated door leaf

additional hinge in the rebated door leaf and used always as per Czech standard (not applicable to solid core board, GREKO & PREMIUM decors and the "100" leaf)

frosted or black VSG/ESG 441 glazing

metal hinge casings in the rebated door leaf (brushed nickel, patina, polished chrome, polished brass, white and black)


black door leaf edge finish **NEW**

can be replaced with a black magnetic lock for non-rebated and reverse leaves

magnetic stop (buffer) **NEW**

(available in six colours p. 132)

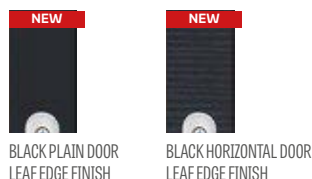
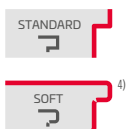
VENTILATION CUT



AVAILABLE SOLUTIONS ³⁾ (pp. 135-143)



EDGE FINISH TYPES



¹⁾ plain white laminate imitating a painted surface

²⁾ special AntiFinger coating to reduce dirt and fingerprints **NEW**

³⁾ the BALDUR 3 model not available in sliding systems or double-leaf doors

⁴⁾ only BALDUR 1 rebated and non-rebated in WHITE ST CPL laminate



BALDUR

REBATED, NON-REBATED AND REVERSE INTERIOR DOORS



BALDUR 3, laminate CAPPUCCINO ST CPL, handle CUBE

Presented model: BALDUR 1 in LIGHT-GREY ST CPL finish with a CUBE handle



Presented model: BALDUR 3 with WHITE ST CPL laminate and a CUBE handle





BALDUR 1, LIGHT-GREY ST CPL laminate, TOPAZ INOX handle

Presented model: BALDUR 1 with CAPPUCCINO ST CPL laminate and a TOPAZ INOX handle




Presented model: BALDUR 3 with NATUR OAK PREMIUM laminate and a TOPAZ INOX handle





ALTAMURA

REBATED, NON-REBATED AND REVERSE INTERIOR DOORS



ALTAMURA 5, laminate OAK ST CPL, LINEA handle



ALTAMURA 1



ALTAMURA 2



ALTAMURA 3



ALTAMURA 4



ALTAMURA 5



ALTAMURA 6



ALTAMURA 7



ALTAMURA 8



Middle panel



grille panel



Bottom panel

CONSTRUCTION

- rebated, non-rebated or reverse door leaf
- MDF stiles and rails covered with two HDF boards in GREKO and FINISH laminates
- internal timber stile (sides and top, bottom -MDF) covered with two HDF boards in CPL and PREMIUM laminate
- honeycomb stabilising filling or solid core filling against an additional charge
- optionally, against an additional charge, upper panels extending the frame - page 134

NEW

FINISHING

- laminated HDF board
- door leaf edge made in the SOFT (FINISH & GREKO) or the STANDARD (FINISH, GREKO, PREMIUM & CPL) technology
- CPL 0.2 & 0.7 laminates available only with the STANDARD edge with the ABS edging in the same colour as the door leaf only or, against an additional charge, with a standard black edge
- reverse door leaf only in the STANDARD edge and in GREKO, PREMIUM and ST CPL decors
- edge (in STANDARD or non-rebated finish) laminated in edging in the same colour as the surface or, optionally, in plain black (black edging with transverse larch decor and a black edge with a transverse structure)
- for ALTAMURA 1 double-sided inlays available against an additional charge, as shown on pages 80-81

HARDWARE

- two pin mortise hinges or three hinges (GREKO & PREMIUM decors) in a rebated door leaf
- three concealed hinges in the non-adjacent leaf and two hinges in the reverse leaf in silver (black against an extra charge); hinges are supplied and priced with the door frame

NEW

- a deadbolt lock in the rebated door leaf and a key-locked magnetic lock in the non-rebated and reversed door leaves, thumb turn cylinder, economy or silver with a blockade or, optionally, against an additional charge, a black magnetic lock

NEW

GLAZING

- frosted decormat glass as standard, transparent or, charged extra, frosted VSG 221 safety glass, plain on both sides
- possibility to change the glazing side to REVERSE (OBSERVE - standard glazing)

ADDITIONAL CHARGES

reverse door leaf **NEW** (unavailable for CPL 0,2 and 0,7)

solid core filling (price includes a third hinge used in the rebated door leaf as standard)

door closer reinforcement

arm door closer (silver, black, white, brown)

additional bottom bar (can be cut by customer up to max 8 cm)

ventilation door cut or grille

metal round or square ventilation sleeves (4 pcs);
brushed nickel or patina finish in white or black

plastic sleeves

rebated and non-rebated leaf "100" rebated and non-rebated leaf "110"
solid core filling (price includes a third hinge used in the rebated door leaf as standard)

frosted VSG 221 laminated glass

additional hinge in the rebated door leaf and used always as per Czech standard (not applicable to solid core leaf, GREKO & PREMIUM decors and "100" leaf)

drop-down gasket³⁾

metal hinge casings in the rebated door leaf (brushed nickel, patina, polished chrome, polished brass, white and black)

ALTAMURA 1: stainless steel porthole: polished "chrome" or brushed "satin" and black matt;
frosted decormat glass, non-tinted glass; portholediameter: internal: 235 mm;
external 350 mm)

stainless steel panel (fitted on both sides in the rebated STANDARD door leaves only),
height 300 mm

black door leaf edge finish **NEW**

can be replaced with a black magnetic lock for non-rebated and reverse leaves

magnetic stop (buffer)³⁾ **NEW**

(available in six colours p. 132)

ALTAMURA 1 model: LUX inlay; available versions p. 80-81

FINISH




WALNUT FINISH

LIGHT ACACIA FINISH

ACACIA FINISH

GREKO



GREKO WALNUT

SANREMO GREKO

GREKO SONOMA

MEDIUM GREKO OAK

GREKO ELM

GOLDEN GREKO OAK

GREKO GREY OAK


GREKO WHITE PINE

WHITE GREKO¹⁾²⁾

SNOW-WHITE GREKO¹⁾²⁾

GREKO OAK

CPL



OAK ST CPL

GREY OAK ST CPL

VENGE ST CPL

GREY PINE ST CPL

WHITE ST CPL¹⁾⁴⁾

CAPPUCCINO ST CPL⁴⁾

LIGHT-GREY ST CPL⁴⁾

BLACK ST CPL⁴⁾


WHITE CPL 0.2 & 0.7

ASH GREY CPL 0.2 & 0.7

ANTHRACITE CPL 0.2 & 0.7

OAK CPL 0.2 & 0.7

PREMIUM



WALNUT PREMIUM

GREY MAPLE PREMIUM

OAK PREMIUM

WHITE BARK PREMIUM

GRAPHITE ASH PREMIUM

CONCRETE PREMIUM

HORIZONTAL LARCH

NATUR OAK PREMIUM

WHITE PREMIUM¹⁾

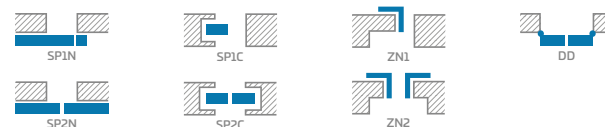
AVAILABLE DOOR LEAF WIDTHS

60 70 80 90 100 110

GLASS FRAME



AVAILABLE SOLUTIONS (pp. 135-143)



EDGE FINISH TYPES



¹⁾ plain white laminate imitating a painted surface

²⁾ available only in STANDARD

³⁾ the stop prevents application of a drop-down gasket and vice versa

⁴⁾ special AntiFinger coating **NEW** to reduce dirt and fingerprints



ANSEDONIA

REBATED, NON-REBATED AND REVERSE INTERIOR DOORS



GREY OAK ST CPL laminate, TOPAZ INOX handle



ANSEDONIA 1



ANSEDONIA 2



ANSEDONIA 3



ANSEDONIA 4



ANSEDONIA 5



ANSEDONIA 6



ANSEDONIA 7



ANSEDONIA 8



ANSEDONIA 9



ANSEDONIA 10



ANSEDONIA 11



ANSEDONIA 12

CONSTRUCTION

- rebated, non-rebated or reverse door leaf
- MDF stiles and rails covered with two HDF boards in GREKO and FINISH laminates
- internal timber stile (sides and top, bottom -MDF) covered with two HDF boards in CPL and PREMIUM laminate
- honeycomb stabilising filling or solid core filling against an additional charge
- optionally, against an additional charge, upper panels extending the frame - page 134

NEW

FINISHING

- laminated HDF board
- door leaf edge made in the SOFT or STANDARD technology.
- CPL 0.2 & 0.7 laminates available only with the STANDARD edge with the ABS edging in the same colour as the door leaf only or, against an additional charge, with a standard black edge
- reverse door leaf only in the STANDARD edge and in GREKO, PREMIUM and ST CPL decors
- edge (in STANDARD or non-rebated finish) laminated in edging in the same colour as the surface or, optionally, in plain black (black edging with transverse larch decor and a black edge with a transverse structure)

HARDWARE

- two pin mortise hinges or three hinges (GREKO & PREMIUM decors) in a rebated door leaf
- three concealed hinges in the non-adjacent leaf and two hinges in the reverse leaf in silver (black against an extra charge); hinges are supplied and priced with the door frame

NEW

- bolt lock in the rebated leaf and magnetic lock in the non-rebated leaf and reverse leaf: with a key, thumb turn, economy or with silver; with a blockade; optionally, against an extra charge, a black magnetic lock

NEW

GLAZING

- frosted decormat glass as standard**, transparent or, charged extra, frosted VSG 221 safety glass, plain on both sides
- possibility to change the glazing side to REVERSE (OBERSE - standard glazing)

ADDITIONAL CHARGES

reverse door leaf **NEW**

(not available in CPL 0.2 & 0.7)

solid core filling (price includes a third hinge used in the rebated door leaf as standard)

door closer reinforcement

arm door closer (silver, black, white, brown)

additional bottom bar (can be cut by customer up to max 8 cm)

ventilation door cut or grille

plastic sleeves

metal round or square ventilation sleeves (4 pcs);

brushed nickel or patina finish in white or black

"100" rebated and non-rebated door leaf (price includes a third hinge used in the door leaf as standard)

frosted VSG 221 laminated glass, plain on both sides

additional hinge in the rebated door leaf and used always as per Czech standard (not applicable to solid core leaf, GREKO & PREMIUM decors and "100" leaf)

drop-down gasket³⁾

metal hinge casings in the rebated door leaf (brushed nickel, patina, polished chrome, polished brass, white and black)

black door leaf edge finish **NEW**

can be replaced with a black magnetic lock for non-rebated and reverse leaves

magnetic stop (buffer)³⁾ **NEW**

(available in six colours p. 132)

FINISH




WALNUT FINISH

LIGHT ACACIA FINISH

ACACIA FINISH

GREKO



GREKO WALNUT

SANREMO GREKO

GREKO SONOMA

MEDIUM GREKO OAK

GREKO ELM

GOLDEN GREKO OAK

GREKO GREY OAK


GREKO WHITE PINE

WHITE GREKO¹⁾

SNOW-WHITE GREKO¹⁾

GREKO OAK

CPL



OAK ST CPL

GREY OAK ST CPL

VENGE ST CPL

GREY PINE ST CPL

WHITE ST CPL¹⁾

CAPPUCCINO ST CPL⁴⁾

LIGHT-GREY ST CPL⁴⁾

BLACK ST CPL⁴⁾

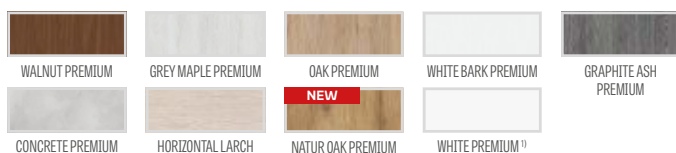
WHITE CPL 0.2 & 0.7

ASH GREY CPL 0.2 & 0.7

ANTHRACITE CPL 0.2 & 0.7

OAK CPL 0.2 & 0.7

PREMIUM



WALNUT PREMIUM

GREY MAPLE PREMIUM

OAK PREMIUM

WHITE BARK PREMIUM

GRAPHITE ASH PREMIUM

CONCRETE PREMIUM

HORIZONTAL LARCH

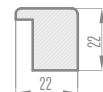
NATUR OAK PREMIUM

WHITE PREMIUM¹⁾

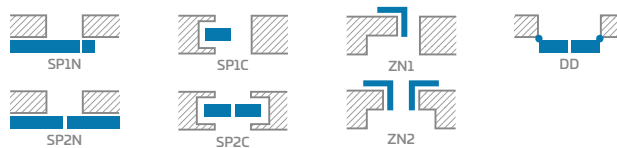
AVAILABLE DOOR LEAF WIDTHS

60 70 80 90 100


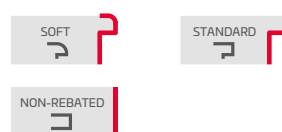
GLASS FRAME



AVAILABLE SOLUTIONS (pp. 135-143)



EDGE FINISH TYPES



¹⁾ plain white laminate imitating a painted surface

²⁾ available only in STANDARD

³⁾ the stop prevents application of a drop-down gasket and vice versa

⁴⁾ special AntiFinger coating **NEW** to reduce dirt and fingerprints



LORIENT

REBATED, NON-REBATED AND REVERSE INTERIOR DOORS



LORIENT 1, GREY MAPLE PREMIUM laminate, TOPAZ INOX handle



LORIENT 1



LORIENT 2



LORIENT 3



LORIENT 4



LORIENT 5



LORIENT 6



LORIENT 7



LORIENT 8



LORIENT 9



LORIENT 10



LORIENT 11



LORIENT 12

CONSTRUCTION

- rebated, non-rebated or reverse door leaf
- MDF stiles and rails covered with two HDF boards in GREKO and FINISH laminates
- internal timber stile (sides and top, bottom -MDF) covered with two HDF boards in CPL and PREMIUM laminate
- honeycomb stabilising filling or solid core filling against an additional charge
- optionally, against an additional charge, upper panels extending the frame - page 134

NEW

FINISHING

- laminated HDF board
- door leaf edge made in the SOFT or STANDARD technology.
- reverse door leaf only in the STANDARD edge and in GREKO, PREMIUM and ST CPL decors
- edge (in STANDARD or non-rebated finish) laminated in edging in the same colour as the surface or, optionally, in plain black (black edging with transverse larch decor and a black edge with a transverse structure)

HARDWARE

- two pin mortise hinges or three hinges (GREKO & PREMIUM decors) in a rebated door leaf
- three concealed hinges in the non-adjacent leaf and two hinges in the reverse leaf in silver (black against an extra charge); hinges are supplied and priced with the door frame

NEW

- bolt lock in the rebated leaf and magnetic lock in the non-rebated leaf and reverse leaf: with a key, thumb turn, economy or with silver, with a blockade; optionally, against an extra charge, a black magnetic lock

NEW

GLAZING

- frosted decormat glass as standard, transparent or, charged extra, frosted VSG 221 safety glass, plain on both sides
- possibility to change the glazing side to REVERSE (OBSERVE - standard glazing)

ADDITIONAL CHARGES

reverse door leaf **NEW**

solid core filling (price includes a third hinge used in the rebated door leaf as standard)

door closer reinforcement

arm door closer (silver, black, white, brown)

additional bottom bar (can be cut by customer up to max 8 cm)

ventilation door cut or grille

plastic sleeves

metal round or square ventilation sleeves (4 pcs);
brushed nickel or patina finish in white or black

"100" rebated and non-rebated door leaf (price includes a third hinge used in the door leaf as standard)

frosted VSG 221 laminated glass, plain on both sides

additional hinge in the rebated door leaf and used always as per Czech standard (not applicable to solid core leaf, GREKO & PREMIUM decors and "100" leaf)

drop-down gasket³⁾

metal hinge casings in the rebated door leaf (brushed nickel, patina, polished chrome, polished brass, white and black)

black door leaf edge finish **NEW**

can be replaced with a black magnetic lock for non-rebated and reverse leaves

magnetic stop (buffer)³⁾ **NEW**

(available in six colours p. 132)

FINISH




WALNUT FINISH

LIGHT ACACIA FINISH

ACACIA FINISH

GREKO



GREKO WALNUT

SANREMO GREKO

GREKO SONOMA

MEDIUM GREKO OAK

GREKO ELM

GOLDEN GREKO OAK

GREKO GREY OAK


GREKO WHITE PINE

WHITE GREKO¹⁾²⁾

SNOW-WHITE GREKO¹⁾²⁾

GREKO OAK

CPL



OAK ST CPL

GREY OAK ST CPL

VENGE ST CPL

GREY PINE ST CPL


WHITE ST CPL¹⁾⁴⁾

CAPPUCCINO ST CPL⁴⁾

LIGHT-GREY ST CPL⁴⁾

BLACK ST CPL⁴⁾

PREMIUM



WALNUT PREMIUM

GREY MAPLE PREMIUM

OAK PREMIUM

WHITE BARK PREMIUM

GRAPHITE ASH PREMIUM

CONCRETE PREMIUM

HORIZONTAL LARCH

NATUR OAK PREMIUM

WHITE PREMIUM¹⁾

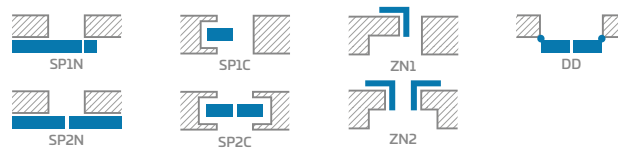
AVAILABLE DOOR LEAF WIDTHS

60 70 80 90 100

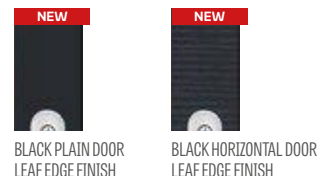
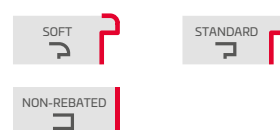
GLASS FRAME



AVAILABLE SOLUTIONS (pp. 135-143)



EDGE FINISH TYPES



¹⁾ plain white laminate imitating a painted surface

²⁾ available only in STANDARD

³⁾ the stop prevents application of a drop-down gasket and vice versa

⁴⁾ special AntiFinger coating **NEW** to reduce dirt and fingerprints



MENTON

REBATED, NON-REBATED AND REVERSE INTERIOR DOORS



MENTON 1, GREY GREKO OAK laminate, black matt TOPAZ



MENTON 1



MENTON 2



MENTON 3



MENTON 4



MENTON 5



MENTON 6



MENTON 7



MENTON 8



MENTON 9



MENTON 10



MENTON 11



MENTON 12

CONSTRUCTION

- rebated, non-rebated or reverse door leaf
- MDF stiles and rails covered with two HDF boards in GREKO and FINISH laminates
- internal timber stile (sides and top, bottom -MDF) covered with two HDF boards in CPL and PREMIUM laminate
- honeycomb stabilising filling or solid core filling against an additional charge
- optionally, against an additional charge, upper panels extending the frame - page 134

NEW

FINISHING

- door leaf edge made in the SOFT or STANDARD technology.
- CPL 0.2 & 0.7 laminates available only with the STANDARD edge with the ABS edging in the same colour as the door leaf only or, against an additional charge, with a standard black edge
- reverse door leaf only in the STANDARD edge and in GREKO, PREMIUM and ST CPL decors
- edge (in STANDARD or non-rebated finish) laminated in edging in the same colour as the surface or, optionally, in plain black (black edging with transverse larch decor and a black edge with a transverse structure)

HARDWARE

- two pin mortise hinges or three hinges (GREKO & PREMIUM decors) in a rebated door leaf.
- three concealed hinges in the non-adjacent leaf and two hinges in the reverse leaf in silver (black against an extra charge); hinges are supplied and priced with the door frame

NEW

- bolt lock in the rebated leaf and magnetic lock in the non-rebated leaf and reverse leaf: with a key, thumb turn, economy or with silver, with a blockade; optionally, against an extra charge, a black magnetic lock

NEW

GLAZING

- **frosted decormat glass as standard**, transparent or, charged extra, frosted VSG 221 safety glass, plain on both sides
- possibility to change the glazing side to REVERSE (OBVERSE - standard glazing)

ADDITIONAL CHARGES

reverse door leaf **NEW**

(Not available in CPL 0.2 & 0.7)

solid core filling (price includes a third hinge used in the rebated door leaf as standard)

door closer reinforcement

arm door closer (silver, black, white, brown)

additional bottom bar (can be cut by customer up to max 8 cm)

ventilation door cut or grille

metal round or square ventilation sleeves (4 pcs);
brushed nickel or patina finish in white or black

plastic sleeves

"100" rebated and non-rebated door leaf (price includes a third hinge used in the door leaf as standard)

frosted VSG 221 laminated glass

additional hinge in the rebated door leaf and used always as per Czech standard (not applicable to solid core leaf, GREKO & PREMIUM decors and "100" leaf)

drop-down gasket ³⁾

metal hinge casings in the rebated door leaf (brushed nickel, patina, polished chrome, polished brass, white and black)

black door leaf edge finish **NEW**


can be replaced with a black magnetic lock for non-rebated and reverse leaves

magnetic stop (buffer) ³⁾ **NEW**
(available in six colours p. 132)


FINISH




GREKO



CPL



PREMIUM



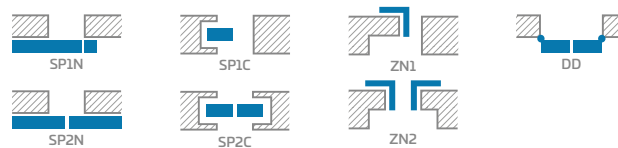
AVAILABLE DOOR LEAF WIDTHS

60 70 80 90 100


GLASS FRAME



AVAILABLE SOLUTIONS (pp. 135-143)



EDGE FINISH TYPES



¹⁾ plain white laminate imitating a painted surface

²⁾ available only in STANDARD

³⁾ the stop prevents application of a drop-down gasket and vice versa

⁴⁾ special AntiFinger coating **NEW** to reduce dirt and fingerprints



SORANO

REBATED, NON-REBATED AND REVERSE INTERIOR DOORS



SORANO 1, WENGE ST CPL laminate, TOPAZ INOX handle



SORANO 1




SORANO 2



SORANO 3



SORANO 4



SORANO 5



SORANO 6



SORANO 7



SORANO 8



SORANO 9



SORANO 10



SORANO 11



SORANO 12

CONSTRUCTION

- rebated, non-rebated or reverse door leaf
- MDF stiles and rails covered with two HDF boards in GREKO and FINISH laminates
- internal timber stile (sides and top, bottom -MDF) covered with two HDF boards in the CPL & PREMIUM laminate
- honeycomb stabilising filling or solid core filling against an additional charge
- optionally, against an additional charge, upper panels extending the frame - page 134

NEW

FINISHING

- door leaf edge made in the SOFT or STANDARD technology.
- CPL 0.2 & 0.7 laminates available only with the STANDARD edge with the ABS edging in the same colour as the door leaf only or, against an additional charge, with a standard black edge
- reverse door leaf only in the STANDARD edge and in GREKO, PREMIUM and ST CPL decors
- edge (in STANDARD or non-rebated finish) laminated in edging in the same colour as the surface or, optionally, in plain black (black edging with transverse larch decor and a black edge with a transverse structure)

HARDWARE

- two pin mortise hinges or three hinges (GREKO & PREMIUM decors) in a rebated door leaf
- three concealed hinges in the non-adjacent leaf and two hinges in the reverse leaf in silver (black against an extra charge); hinges are supplied and priced with the door frame

NEW

- bolt lock in the rebated leaf and magnetic lock in the non-rebated leaf and reverse leaf: with a key, thumb turn, economy or with silver, with a blockade; optionally, against an extra charge, a black magnetic lock

NEW

GLAZING

- frosted decormat glass as standard, transparent or, charged extra, frosted VSG 221 safety glass, plain on both sides
- possibility to change the glazing side to REVERSE (OBVERSE - standard glazing)

ADDITIONAL CHARGES

reverse door leaf **NEW**

(not available in CPL 0.2 & 0.7)

solid core filling (price includes a third hinge used in the rebated door leaf as standard)

door closer reinforcement

arm door closer (silver, black, white, brown)

additional bottom bar (can be cut by customer up to max 8 cm)

ventilation door cut or grille

metal round or square ventilation sleeves (4 pcs);
brushed nickel or patina finish in white or black

plastic sleeves

"100" rebated and non-rebated door leaf (price includes a third hinge used in the door leaf as standard)

frosted VSG 221 laminated glass

additional hinge in the rebated door leaf and used always as per Czech standard (not applicable to solid core leaf, GREKO & PREMIUM decors and "100" leaf)

drop-down gasket ³⁾

metal hinge casings in the rebated door leaf (brushed nickel, patina, polished chrome, polished brass, white and black)

black door leaf edge finish **NEW**

can be replaced with a black magnetic lock for non-rebated and reverse leaves


magnetic stop (buffer) ³⁾ **NEW**

(available in six colours p. 132)


FINISH




GREKO



CPL



PREMIUM



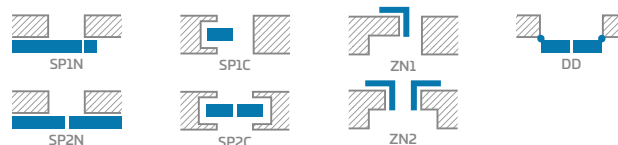
AVAILABLE DOOR LEAF WIDTHS

60 70 80 90 100

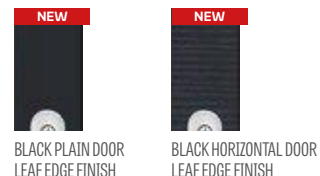
GLASS FRAME



AVAILABLE SOLUTIONS (pp. 135-143)



EDGE FINISH TYPES



¹⁾ plain white laminate imitating a painted surface

²⁾ available only in STANDARD

³⁾ the stop prevents application of a drop-down gasket and vice versa

⁴⁾ special AntiFinger coating **NEW** to reduce dirt and fingerprints